

Signify Classified - Internal  
Cooper Lighting Solutions Photometric Lab  
1121 Highway 74 South  
Peachtree City, GA 30269



Scaled data based on original data using  
LM-79-08 Approved Method: Electrical and Photometric Measurements of Solid-  
State Lighting Products

Test Report Prepared for  
Cooper Lighting Solutions  
(formerly Eaton)

Brand: McGRAW-EDISON

Report Number: P832951

Luminaire Tested: **TTN-D0-830-U-CQ-UPL1**

Issue Date: 5/15/2024

**Test Information**

Test Method: LM-79-08  
Report Number: P832951  
REPORT IS FROM IESNA LM-79-08 TEST DATA - UPLIGHT (G3-2308-121-4) AND  
Test Lab: INNOVATION CENTER  
Issue Date: 5/15/2024  
Manufacturer: COOPER LIGHTING SOLUTIONS (FORMERLY EATON)  
Product Line: McGRAW-EDISON  
Catalog Number: TTN-D0-830-U-CQ-UPL1  
Description: TOPTIER NANO LED PARKING GARAGE LUMINAIRE WITH UPLIGHT  
3000K, 80 CRI LEDS AND CONCENTRATED DISTRIBUTION  
Light Source: -  
Ballast/Driver: -

**Summary**

Lumens per Lamp: N/A  
Luminaire Lumens: 1390.8 lumens  
Efficiency: N/A  
Efficacy: 104.6 lumens/watt  
Luminous Opening: Vertical Cylinder (Dia: 0.71' x H: 0.1')  
IES Classification: Type V - Short  
BUG Rating: B1 - U3 - G0

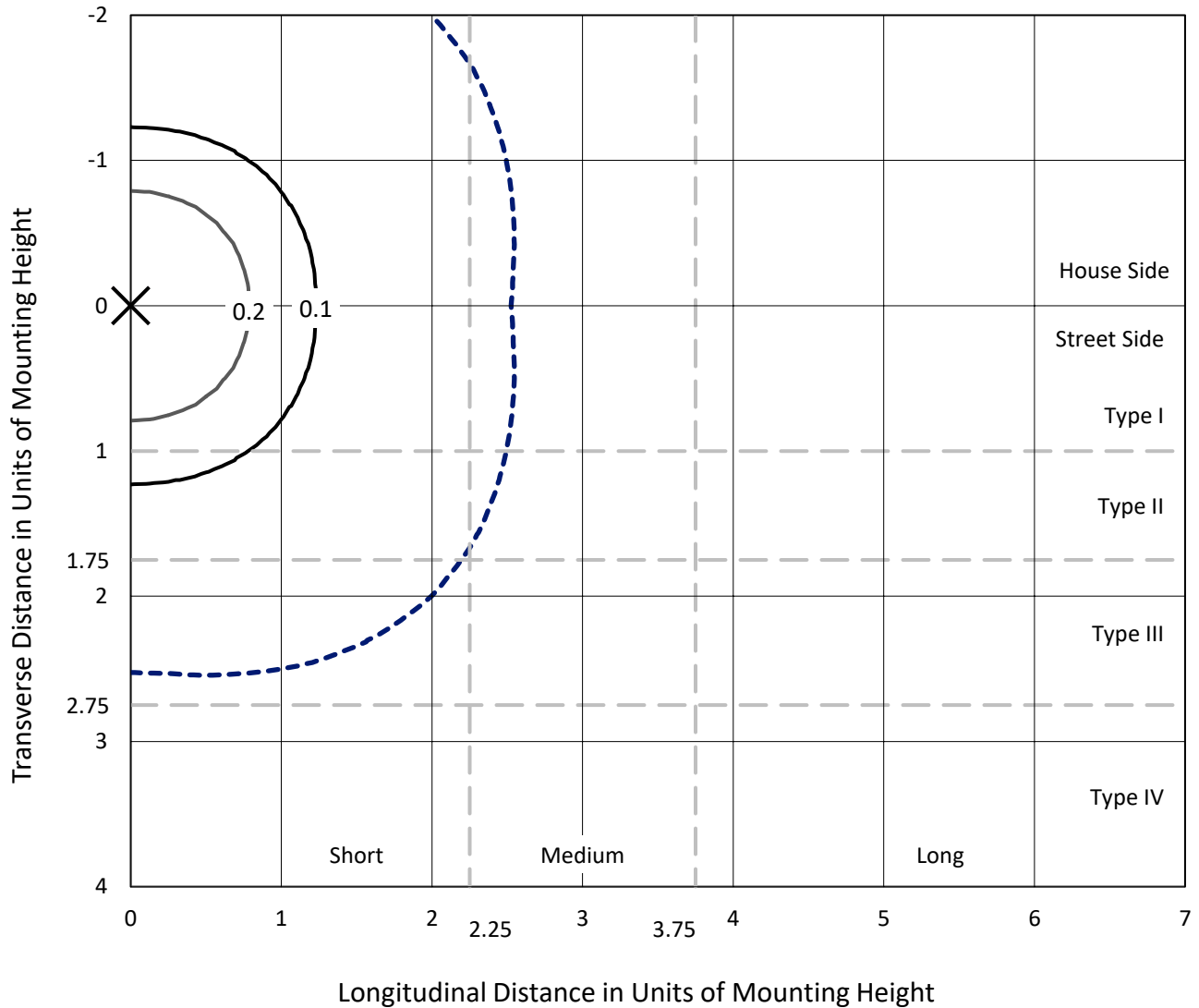
Input Watts (W): 13.3  
Input Voltage (V): NR  
Input Current (Ain): NR  
Voltage Rise (V): NR  
Power Factor: NR  
Total Harmonic Distortion (THDi): NR  
Frequency (hertz): 60  
Stabilization Time: NR  
Operation Time: NR  
Ambient Temperature (°C): NR  
Test Distance: 24 FT



REPORT NUMBER: P832951  
 CATALOG NUMBER: TTN-D0-830-U-CQ-UPL1

### Iso-Footcandle Lines of Horizontal Illumination

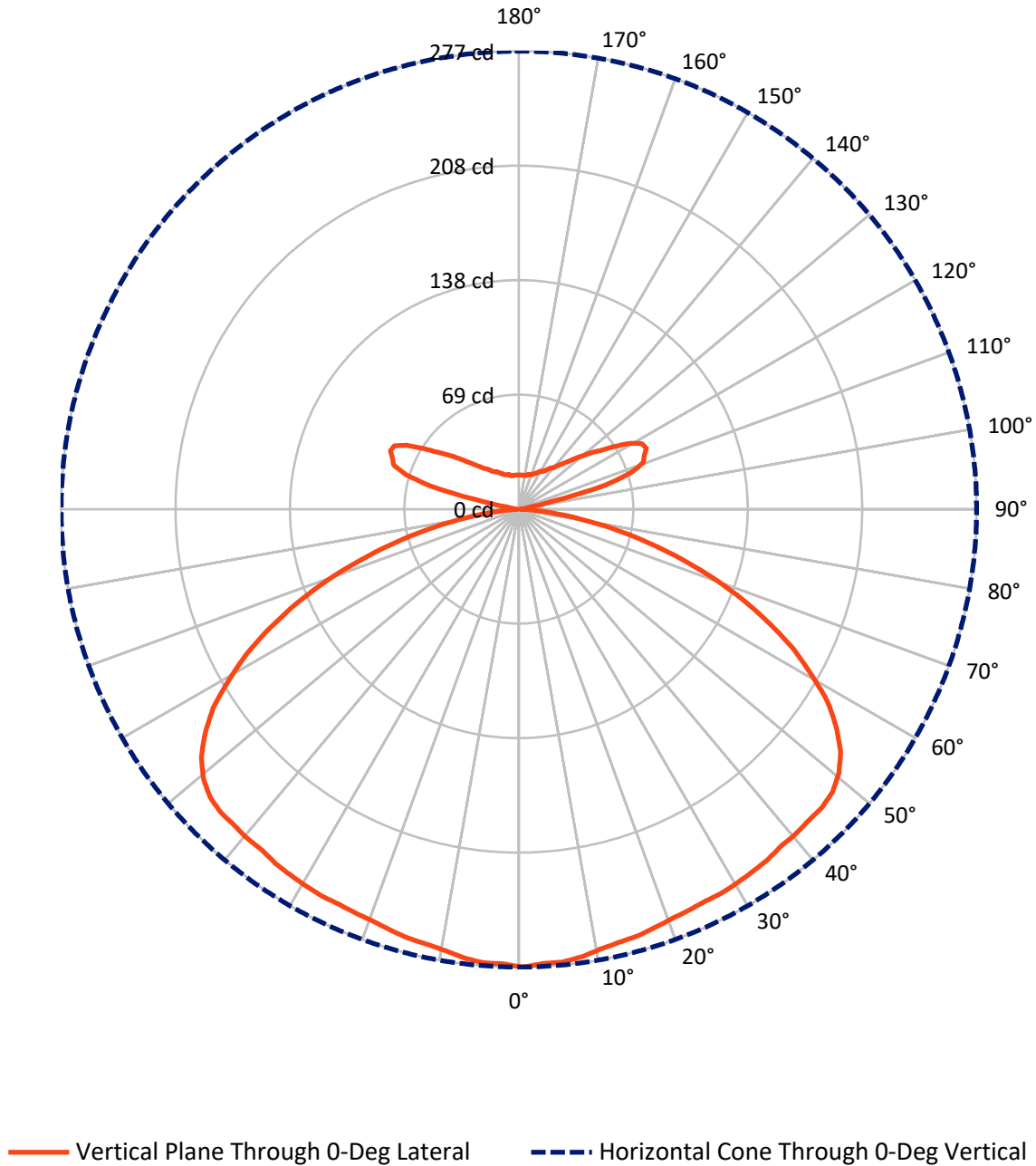
✕ Max cd  
 - - - 1/2 Max cd



Based on 25 foot mounting height. Maximum calculated value = 0.4 fc  
 Type V - Short - N/A

REPORT NUMBER: P832951  
CATALOG NUMBER: TTN-D0-830-U-CQ-UPL1

### Luminous Intensity Polar Plot



REPORT NUMBER: P832951  
 CATALOG NUMBER: TTN-D0-830-U-CQ-UPL1

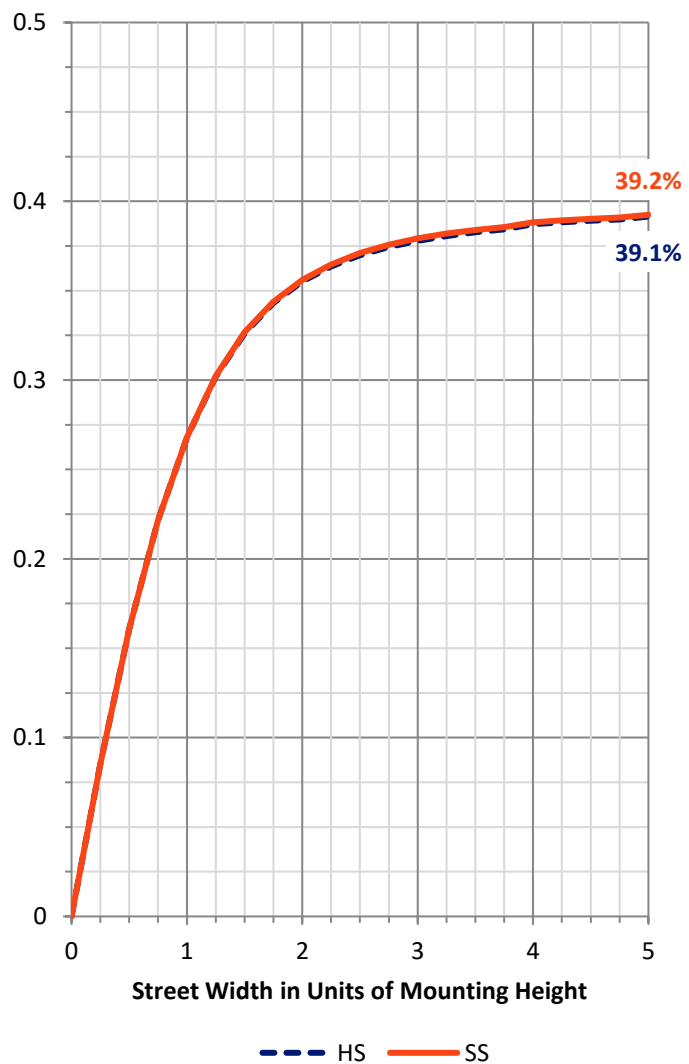
**FLUX DISTRIBUTION:**

		Downward	Upward	Total
<b>House Side</b>	Lumens	547.7	147.7	695.4
	% Fixture	39.4	10.6	50.0
<b>Street Side</b>	Lumens	547.7	147.7	695.4
	% Fixture	39.4	10.6	50.0
<b>Total</b>	Lumens	1095.4	295.5	1390.8
	% Fixture	78.8	21.2	100.0

**Coefficient of Utilization**

**ZONAL LUMENS:**

Zone	Lumens	% Fixture
0°-10°	26.1	1.9
10°-20°	75.8	5.4
20°-30°	122.1	8.8
30°-40°	164.2	11.8
40°-50°	202.6	14.6
50°-60°	217.3	15.6
60°-70°	176.2	12.7
70°-80°	93.4	6.7
80°-90°	17.7	1.3
90°-100°	6.6	0.5
100°-110°	67.0	4.8
110°-120°	98.0	7.0
120°-130°	56.9	4.1
130°-140°	30.1	2.2
140°-150°	17.9	1.3
150°-160°	11.0	0.8
160°-170°	6.0	0.4
170°-180°	2.0	0.1
0°-90°	1095.4	78.8
0°-180°	1390.8	100.0

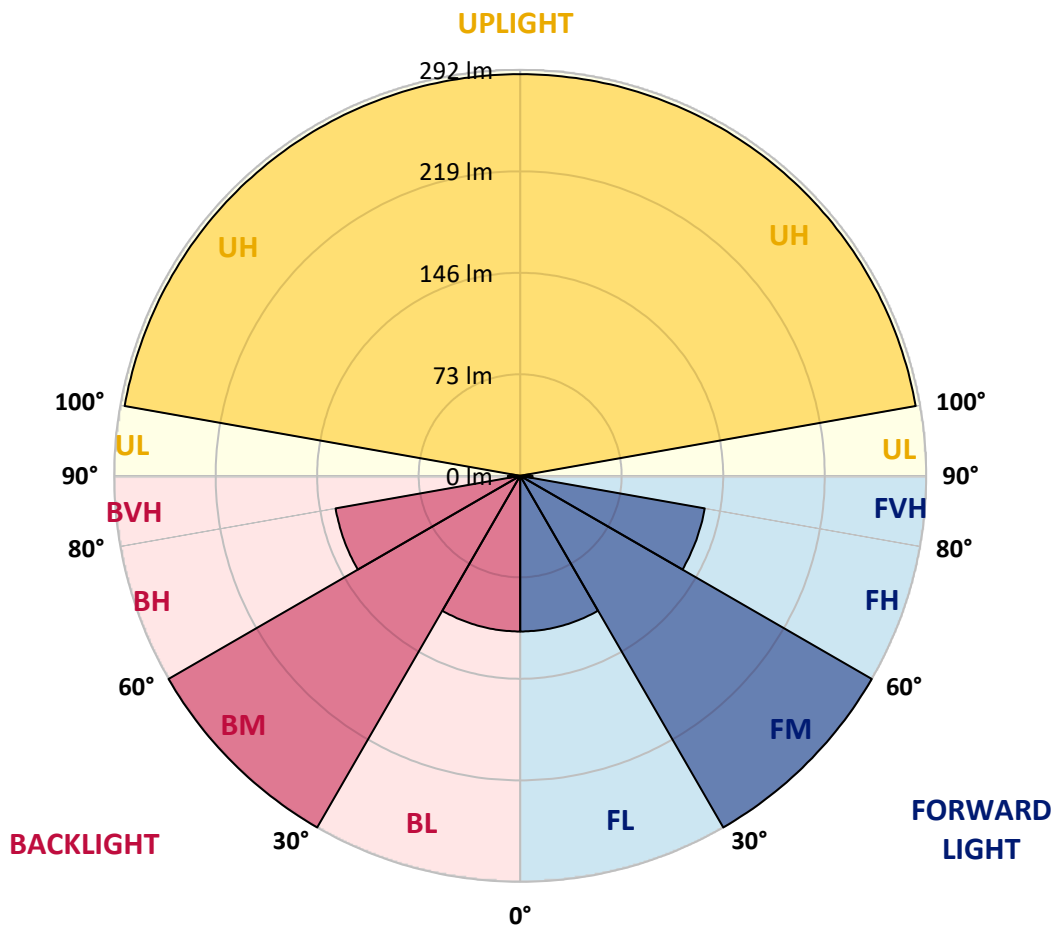


REPORT NUMBER: P832951  
 CATALOG NUMBER: TTN-D0-830-U-CQ-UPL1

**LUMINAIRE CLASSIFICATION SYSTEM LUMEN TABLE AND BUG RATING:**

Zone	Lumens	% Fixture	Zone Rating/Lumen Limit		
			B	U	G
FL (0°-30°)	112.0	8.1			
FM (30°-60°)	292.0	21.0			
FH (60°-80°)	134.8	9.7			G0/660
FVH (80°-90°)	8.8	0.6			G0/10
BL (0°-30°)	112.0	8.1	B1/500		
BM (30°-60°)	292.0	21.0	B1/1000		
BH (60°-80°)	134.8	9.7	B1/500		G0/660
BVH (80°-90°)	8.8	0.6			G0/10
UL (90°-100°)	6.6	0.5		U1/10	
UH (100°-180°)	288.9	20.8		U3/500	

**BUG Rating: B1-U3-G0**  
 Type V Short





REPORT NUMBER: P832951  
 CATALOG NUMBER: TTN-D0-830-U-CQ-UPL1

**CANDELA DISTRIBUTION (FULL):**

	0°	5°	15°	25°	35°	45°	55°	65°	75°	85°	90°
0°	276.9	276.9	276.9	276.9	276.9	276.9	276.9	276.9	276.9	276.9	276.9
2.5°	275.1	275.1	275.1	275.1	275.1	275.1	275.1	275.1	275.1	275.1	276.0
5°	275.1	275.1	275.1	275.1	274.2	275.1	275.1	275.1	275.1	275.1	275.1
7.5°	273.3	273.3	273.3	273.3	273.3	273.3	273.3	273.3	273.3	273.3	273.3
10°	270.6	270.6	270.6	270.6	270.6	270.6	270.6	270.6	270.6	270.6	270.6
12.5°	268.8	268.8	268.8	268.8	268.8	268.8	268.8	268.8	268.8	268.8	268.8
15°	267.9	267.9	267.9	267.9	267.9	267.9	267.9	267.9	267.9	267.0	267.0
17.5°	266.1	266.1	266.1	266.1	267.0	267.0	267.0	266.1	266.1	266.1	266.1
20°	264.3	264.3	264.3	265.2	265.2	265.2	265.2	265.2	264.3	264.3	264.3
22.5°	263.4	263.4	263.4	263.4	264.3	264.3	264.3	264.3	263.4	263.4	263.4
25°	262.5	262.5	263.4	263.4	264.3	264.3	264.3	263.4	263.4	262.5	262.5
27.5°	262.5	262.5	263.4	263.4	264.3	264.3	264.3	264.3	263.4	262.5	262.5
30°	261.7	262.5	262.5	263.4	264.3	264.3	264.3	263.4	262.5	261.7	261.7
32.5°	260.8	260.8	261.7	262.5	263.4	263.4	263.4	262.5	261.7	260.8	259.9
35°	259.9	259.9	259.9	261.7	262.5	262.5	262.5	261.7	259.9	259.0	259.0
37.5°	258.1	259.0	259.9	260.8	262.5	262.5	262.5	260.8	259.0	258.1	257.2
40°	258.1	258.1	259.9	260.8	263.4	263.4	262.5	260.8	259.0	257.2	256.3
42.5°	257.2	258.1	259.9	262.5	265.2	265.2	264.3	261.7	259.0	257.2	256.3
45°	257.2	257.2	259.9	263.4	267.0	267.9	266.1	263.4	259.9	256.3	256.3
47.5°	255.4	255.4	259.0	263.4	267.9	268.8	267.9	263.4	259.0	256.3	255.4
50°	250.9	250.9	255.4	260.8	266.1	267.9	266.1	262.5	256.3	252.7	251.8
52.5°	243.7	243.7	248.2	255.4	260.8	263.4	261.7	257.2	250.9	245.5	244.6
55°	233.0	233.9	238.4	246.4	252.7	255.4	253.6	248.2	241.0	235.7	233.9
57.5°	220.4	220.4	226.7	234.8	241.0	243.7	241.9	236.6	228.5	223.1	221.3
60°	203.4	204.3	209.7	220.4	226.7	229.4	227.6	221.3	212.4	206.1	204.3
62.5°	186.4	187.3	192.7	201.6	208.8	210.6	208.8	202.5	194.4	188.2	186.4
65°	166.7	167.6	173.8	181.9	187.3	190.0	187.3	181.9	174.7	168.5	167.6
67.5°	146.1	147.0	153.2	160.4	165.8	167.6	164.9	160.4	153.2	147.9	146.1
70°	124.6	125.5	130.8	137.1	141.6	143.4	141.6	136.2	130.8	125.5	124.6
72.5°	102.2	103.0	108.4	113.8	117.4	119.2	116.5	112.9	107.5	103.0	102.2
75°	80.6	80.6	85.1	89.6	93.2	94.1	92.3	89.6	85.1	81.5	79.8
77.5°	60.0	60.0	64.5	67.2	69.0	70.8	69.0	66.3	63.6	60.0	60.0
80°	40.3	40.3	43.9	45.7	47.5	48.4	47.5	45.7	43.9	41.2	40.3
82.5°	24.2	24.2	26.0	27.8	27.8	28.7	28.7	27.8	26.0	24.2	24.2
85°	10.8	9.9	11.6	12.5	12.5	13.4	13.4	12.5	11.6	10.8	10.8
87.5°	0.9	1.8	1.8	2.7	2.7	2.7	2.7	2.7	1.8	1.8	1.8
90°	2.5	2.5	3.0	3.0	3.0	3.0	3.0	3.0	3.0	2.5	2.5
92.5°	2.5	2.5	2.5	3.5	4.0	3.5	4.0	3.0	3.0	2.5	2.5
95°	3.0	3.0	3.5	4.5	5.6	6.1	6.1	3.5	3.5	3.0	3.0
97.5°	4.0	4.5	4.5	5.6	9.1	16.7	10.1	5.1	5.1	4.5	4.0
100°	6.6	7.1	7.1	12.6	26.8	35.9	25.8	13.1	9.6	7.1	7.1
102.5°	21.2	22.2	27.3	40.9	60.7	55.1	46.5	44.0	30.3	24.3	23.3
105°	54.1	53.6	57.6	68.2	84.9	83.4	76.8	69.8	60.2	55.6	55.6
107.5°	71.3	71.3	74.8	83.9	96.6	112.7	114.2	90.5	79.4	74.3	73.8
110°	80.4	80.4	83.4	91.0	107.7	130.4	129.4	111.7	98.1	91.5	90.5



REPORT NUMBER: P832951  
 CATALOG NUMBER: TTN-D0-830-U-CQ-UPL1

**CANDELA DISTRIBUTION (continued):**

	0°	5°	15°	25°	35°	45°	55°	65°	75°	85°	90°
112.5°	82.4	82.9	86.9	98.6	116.8	126.9	122.3	115.3	109.2	104.1	103.1
115°	85.4	85.4	90.0	101.1	111.2	115.3	110.2	104.6	100.6	98.6	99.6
117.5°	84.4	85.9	86.9	93.0	99.6	102.6	100.1	92.5	89.5	88.5	86.9
120°	78.4	78.4	79.4	82.4	85.9	87.5	86.4	81.4	78.9	78.4	77.3
122.5°	69.8	70.3	69.8	71.3	73.8	75.3	74.3	70.3	69.3	69.3	68.2
125°	61.2	61.2	60.7	61.7	63.2	62.7	63.2	61.2	60.7	60.7	60.2
127.5°	55.1	54.6	53.6	54.1	54.6	54.6	55.1	53.1	53.6	54.1	53.6
130°	49.0	49.0	48.0	48.0	48.0	47.0	48.0	47.0	47.5	48.0	48.5
132.5°	43.5	43.5	42.0	41.5	41.5	41.5	42.0	41.5	42.5	43.5	43.5
135°	38.9	38.9	37.4	37.9	37.9	37.4	37.9	37.4	38.4	38.9	38.9
137.5°	35.4	35.4	34.4	34.4	34.4	33.9	34.4	34.4	34.9	35.9	36.4
140°	32.4	32.4	31.8	31.8	31.3	31.8	31.8	31.8	32.4	32.9	32.9
142.5°	30.8	30.3	29.8	29.3	29.8	29.8	29.8	29.3	29.8	30.8	30.8
145°	28.3	28.3	27.8	27.8	27.8	28.3	27.8	27.8	28.3	28.3	28.8
147.5°	26.8	26.8	26.3	26.8	26.8	26.8	26.8	26.3	26.8	26.8	27.3
150°	26.3	25.8	25.3	25.8	25.8	25.3	25.3	25.3	25.3	25.8	25.8
152.5°	24.8	24.8	24.3	24.8	24.3	24.3	24.3	24.3	24.3	24.8	25.3
155°	23.8	23.8	23.3	23.8	23.8	23.8	23.8	23.8	23.8	23.8	23.8
157.5°	22.7	23.3	22.7	22.7	22.7	22.7	22.7	22.7	22.7	23.3	23.3
160°	22.2	22.2	22.2	22.2	21.7	21.7	21.7	22.2	22.2	22.2	22.7
162.5°	21.7	21.7	21.7	21.7	21.2	21.2	21.2	21.2	21.7	21.7	22.2
165°	21.7	21.2	21.2	21.2	20.7	20.7	20.7	20.7	21.2	21.7	21.2
167.5°	20.7	20.7	20.7	20.7	20.7	20.2	20.2	20.7	20.7	20.7	21.2
170°	20.7	20.7	20.2	20.2	20.2	20.2	20.2	20.2	20.2	20.2	20.7
172.5°	20.7	20.7	20.7	20.7	20.2	20.2	20.2	20.2	20.2	20.7	20.7
175°	20.7	20.7	20.7	20.7	20.2	20.2	20.2	20.7	20.7	20.7	20.2
177.5°	20.7	20.7	20.7	20.7	20.2	20.7	20.7	20.7	20.7	20.7	20.7
180°	20.7	20.7	20.7	20.7	20.7	20.7	20.7	20.7	20.7	20.7	20.7



Cooper Lighting Solutions Photometric Lab  
1121 Highway 74 South  
Peachtree City, GA 30269



LM-79-2019: Approved Method: Electrical and Photometric Measurements of Solid-State Lighting Products

Report Prepared for

Cooper Lighting Solutions

MCGRAW EDISON

Report Number: SP1-2411-284-4

Test Date: 11/22/2024

Luminaire Tested: TTN-D0-830-U-WQ

Data in this report applies to TT and TTN families of products

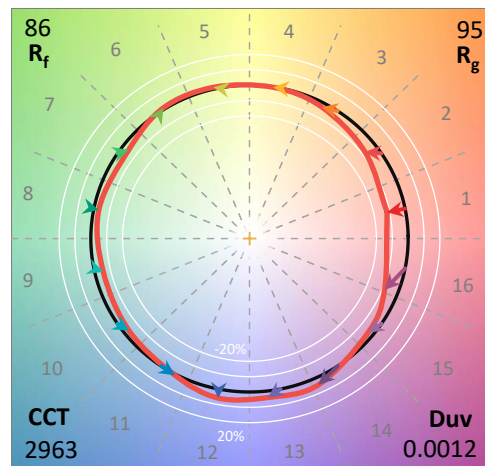
**Test Information**

Test Method: LM-79-2019  
 Report Number: SP1-2411-284-4  
 Test Lab: COOPER LIGHTING SOLUTIONS  
 Photometer: SP1 - 76IN SPHERE  
 Measurement Geometry: 4π  
 Issue Date: 11/22/2024  
 Manufacturer: COOPER LIGHTING SOLUTIONS  
 Product Line: MCGRAW EDISON  
 Catalog Number: **TTN-D0-830-U-WQ**  
 Description: TOPTIER NANO LED PARKING GARAGE LUMINAIRE. 3000K, 80 CRI LEDS AND WIDE DISTRIBUTION

**Spectral Parameters**

CCT (K): 2963  
 CIE u': 0.2515  
 CIE v': 0.5238  
 Duv: 0.0012  
 CIE x: 0.4414  
 CIE y: 0.4086  
 CIE z: 0.1501  
 Peak Wavelength (nm): 603  
 Dominant Wavelength (nm): 582  
 Purity: 55.12798  
 Rf: 86.1  
 Rg: 94.9

CRI (Ra):	82.9		
R1:	81.4	R9:	3.9
R2:	91.9	R10:	82.5
R3:	95.2	R11:	82.3
R4:	81.6	R12:	76.5
R5:	82.3	R13:	83.9
R6:	91.4	R14:	97.8
R7:	82.0	R15:	72.6
R8:	57.2		



**Test Conditions**

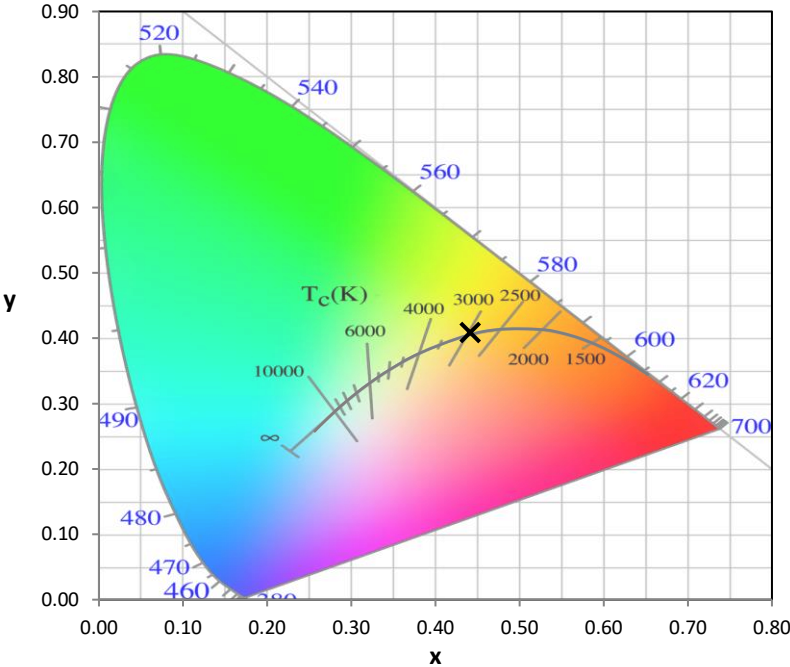
Stabilization Time: 37M  
 Operation Time: 1H 37M  
 Sphere Temperature (°C): 25.0

REPORT NUMBER: SP1-2411-284-4

Measurement and Test Equipment			
Instrument	Identification Number	Calibration Date	Calibration Due Date
Photometer	IN0058	6/18/2024	12/18/2024
Power Meter	INXT2011004	2/8/2024	2/8/2025
AC Power Source	IN0063	10/22/2024	10/22/2025
DC Power Source	IN0208	10/22/2024	10/22/2025
Sphere Thermometer	IN0085	10/22/2024	10/22/2025
Room Thermometer	IN0046	10/22/2024	10/22/2025

REPORT NUMBER: SP1-2411-284-4

CIE 1931 Chromaticity Diagram



CIE 1931 Chromaticity Diagram with 2017 ANSI 7-Step and 4-Step Quadrangles



Point lies inside the ANSI 3000K 4-step quadrangle

REPORT NUMBER: SP1-2411-284-4

**Photopic Flux vs. Wavelength**



**Photopic Lumens: NR**

λ (nm)	Power W <sup>^</sup> /nm	Lumens (φ/nm)	λ (nm)	Power W <sup>^</sup> /nm	Lumens (φ/nm)	λ (nm)	Power W <sup>^</sup> /nm	Lumens (φ/nm)	λ (nm)	Power W <sup>^</sup> /nm	Lumens (φ/nm)	λ (nm)	Power W <sup>^</sup> /nm	Lumens (φ/nm)
360	0	NR	490	267	NR	620	915	NR	750	23	NR	880	0	NR
365	0	NR	495	315	NR	625	866	NR	755	20	NR	885	0	NR
370	0	NR	500	360	NR	630	811	NR	760	17	NR	890	0	NR
375	0	NR	505	396	NR	635	750	NR	765	14	NR	895	0	NR
380	0	NR	510	418	NR	640	686	NR	770	12	NR	900	0	NR
385	0	NR	515	435	NR	645	619	NR	775	10	NR	905	0	NR
390	0	NR	520	448	NR	650	554	NR	780	9	NR	910	0	NR
395	0	NR	525	462	NR	655	491	NR	785	7	NR	915	0	NR
400	1	NR	530	476	NR	660	431	NR	790	6	NR	920	0	NR
405	2	NR	535	495	NR	665	376	NR	795	5	NR	925	0	NR
410	5	NR	540	520	NR	670	325	NR	800	4	NR	930	0	NR
415	10	NR	545	547	NR	675	280	NR	805	4	NR	935	0	NR
420	21	NR	550	576	NR	680	241	NR	810	3	NR	940	0	NR
425	42	NR	555	612	NR	685	207	NR	815	3	NR	945	0	NR
430	77	NR	560	651	NR	690	176	NR	820	2	NR	950	0	NR
435	135	NR	565	693	NR	695	149	NR	825	2	NR	955	0	NR
440	215	NR	570	741	NR	700	127	NR	830	2	NR	960	0	NR
445	321	NR	575	793	NR	705	107	NR	835	2	NR	965	0	NR
450	479	NR	580	847	NR	710	89	NR	840	1	NR	970	0	NR
455	432	NR	585	897	NR	715	75	NR	845	1	NR	975	0	NR
460	265	NR	590	940	NR	720	62	NR	850	1	NR	980	0	NR
465	231	NR	595	971	NR	725	51	NR	855	1	NR	985	0	NR
470	204	NR	600	993	NR	730	43	NR	860	1	NR	990	0	NR
475	168	NR	605	996	NR	735	36	NR	865	1	NR	995	0	NR
480	183	NR	610	986	NR	740	31	NR	870	1	NR	1000	0	NR
485	223	NR	615	957	NR	745	26	NR	875	0	NR			

REPORT NUMBER: SP1-2411-284-4

**Scotopic Flux vs. Wavelength**



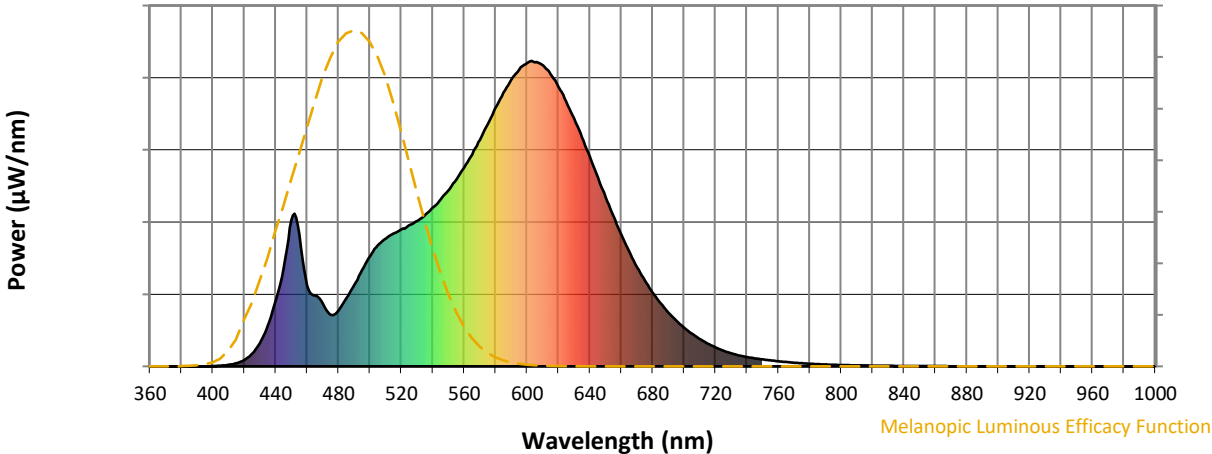
**Scotopic Lumens: NR**

**S/P: 1.34**

λ (nm)	Power W <sup>^</sup> /nm	Lumens (φ/nm)	λ (nm)	Power W <sup>^</sup> /nm	Lumens (φ/nm)	λ (nm)	Power W <sup>^</sup> /nm	Lumens (φ/nm)	λ (nm)	Power W <sup>^</sup> /nm	Lumens (φ/nm)	λ (nm)	Power W <sup>^</sup> /nm	Lumens (φ/nm)
360	0	NR	490	267	NR	620	915	NR	750	23	NR	880	0	NR
365	0	NR	495	315	NR	625	866	NR	755	20	NR	885	0	NR
370	0	NR	500	360	NR	630	811	NR	760	17	NR	890	0	NR
375	0	NR	505	396	NR	635	750	NR	765	14	NR	895	0	NR
380	0	NR	510	418	NR	640	686	NR	770	12	NR	900	0	NR
385	0	NR	515	435	NR	645	619	NR	775	10	NR	905	0	NR
390	0	NR	520	448	NR	650	554	NR	780	9	NR	910	0	NR
395	0	NR	525	462	NR	655	491	NR	785	7	NR	915	0	NR
400	1	NR	530	476	NR	660	431	NR	790	6	NR	920	0	NR
405	2	NR	535	495	NR	665	376	NR	795	5	NR	925	0	NR
410	5	NR	540	520	NR	670	325	NR	800	4	NR	930	0	NR
415	10	NR	545	547	NR	675	280	NR	805	4	NR	935	0	NR
420	21	NR	550	576	NR	680	241	NR	810	3	NR	940	0	NR
425	42	NR	555	612	NR	685	207	NR	815	3	NR	945	0	NR
430	77	NR	560	651	NR	690	176	NR	820	2	NR	950	0	NR
435	135	NR	565	693	NR	695	149	NR	825	2	NR	955	0	NR
440	215	NR	570	741	NR	700	127	NR	830	2	NR	960	0	NR
445	321	NR	575	793	NR	705	107	NR	835	2	NR	965	0	NR
450	479	NR	580	847	NR	710	89	NR	840	1	NR	970	0	NR
455	432	NR	585	897	NR	715	75	NR	845	1	NR	975	0	NR
460	265	NR	590	940	NR	720	62	NR	850	1	NR	980	0	NR
465	231	NR	595	971	NR	725	51	NR	855	1	NR	985	0	NR
470	204	NR	600	993	NR	730	43	NR	860	1	NR	990	0	NR
475	168	NR	605	996	NR	735	36	NR	865	1	NR	995	0	NR
480	183	NR	610	986	NR	740	31	NR	870	1	NR	1000	0	NR
485	223	NR	615	957	NR	745	26	NR	875	0	NR			

REPORT NUMBER: SP1-2411-284-4

Melanopic Flux vs. Wavelength



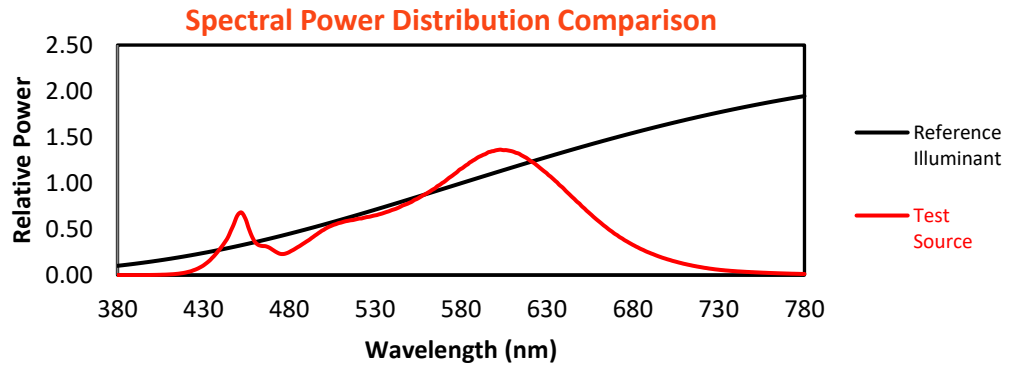
Melanopic Lumens: NR

M/P: 2.58

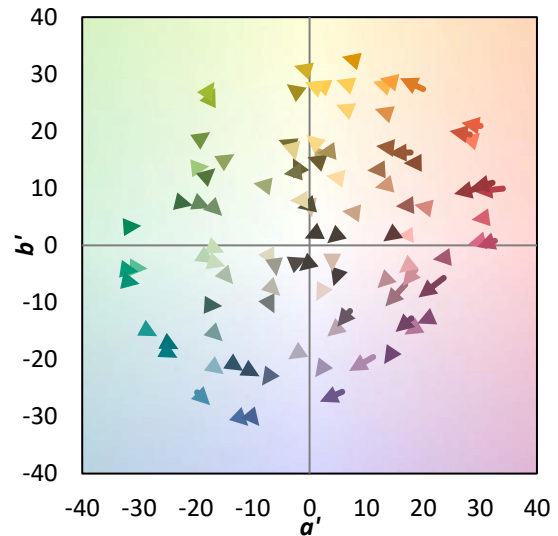
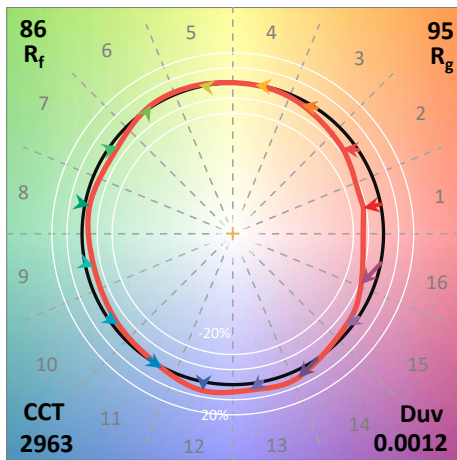
λ (nm)	Power W <sup>^</sup> /nm	Lumens (φ/nm)	λ (nm)	Power W <sup>^</sup> /nm	Lumens (φ/nm)	λ (nm)	Power W <sup>^</sup> /nm	Lumens (φ/nm)	λ (nm)	Power W <sup>^</sup> /nm	Lumens (φ/nm)	λ (nm)	Power W <sup>^</sup> /nm	Lumens (φ/nm)
360	0	NR	490	267	NR	620	915	NR	750	23	NR	880	0	NR
365	0	NR	495	315	NR	625	866	NR	755	20	NR	885	0	NR
370	0	NR	500	360	NR	630	811	NR	760	17	NR	890	0	NR
375	0	NR	505	396	NR	635	750	NR	765	14	NR	895	0	NR
380	0	NR	510	418	NR	640	686	NR	770	12	NR	900	0	NR
385	0	NR	515	435	NR	645	619	NR	775	10	NR	905	0	NR
390	0	NR	520	448	NR	650	554	NR	780	9	NR	910	0	NR
395	0	NR	525	462	NR	655	491	NR	785	7	NR	915	0	NR
400	1	NR	530	476	NR	660	431	NR	790	6	NR	920	0	NR
405	2	NR	535	495	NR	665	376	NR	795	5	NR	925	0	NR
410	5	NR	540	520	NR	670	325	NR	800	4	NR	930	0	NR
415	10	NR	545	547	NR	675	280	NR	805	4	NR	935	0	NR
420	21	NR	550	576	NR	680	241	NR	810	3	NR	940	0	NR
425	42	NR	555	612	NR	685	207	NR	815	3	NR	945	0	NR
430	77	NR	560	651	NR	690	176	NR	820	2	NR	950	0	NR
435	135	NR	565	693	NR	695	149	NR	825	2	NR	955	0	NR
440	215	NR	570	741	NR	700	127	NR	830	2	NR	960	0	NR
445	321	NR	575	793	NR	705	107	NR	835	2	NR	965	0	NR
450	479	NR	580	847	NR	710	89	NR	840	1	NR	970	0	NR
455	432	NR	585	897	NR	715	75	NR	845	1	NR	975	0	NR
460	265	NR	590	940	NR	720	62	NR	850	1	NR	980	0	NR
465	231	NR	595	971	NR	725	51	NR	855	1	NR	985	0	NR
470	204	NR	600	993	NR	730	43	NR	860	1	NR	990	0	NR
475	168	NR	605	996	NR	735	36	NR	865	1	NR	995	0	NR
480	183	NR	610	986	NR	740	31	NR	870	1	NR	1000	0	NR
485	223	NR	615	957	NR	745	26	NR	875	0	NR			

**Summary**

$R_f = 86.1$   
 $R_g = 94.9$   
 CIE  $R_a = 82.9$   
 $R_9 = 3.9$



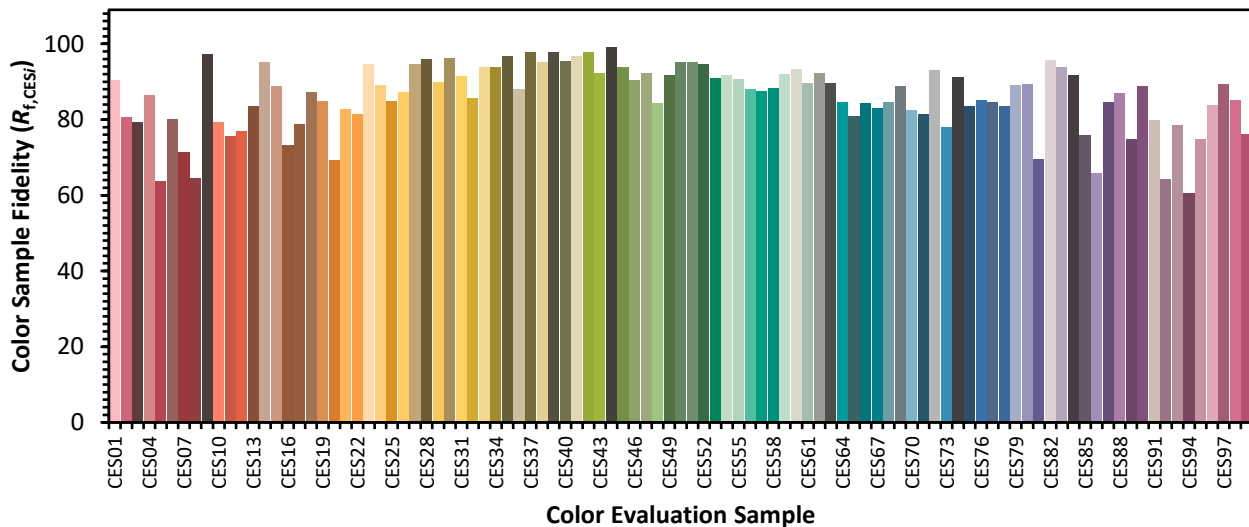
**Color Vector Graphics**



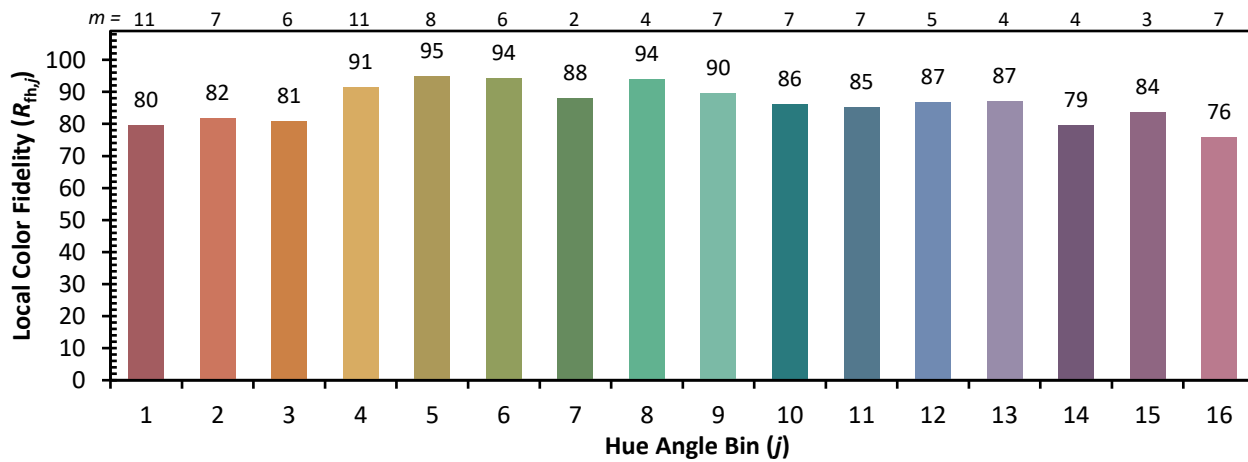
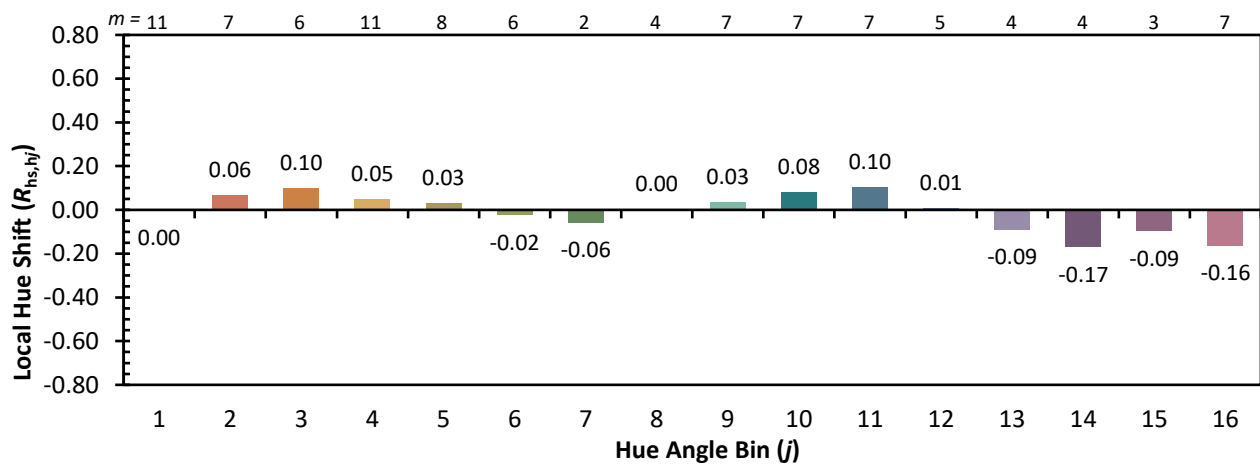


Individual Sample Fidelity Index ( $R_{f,i}$ )

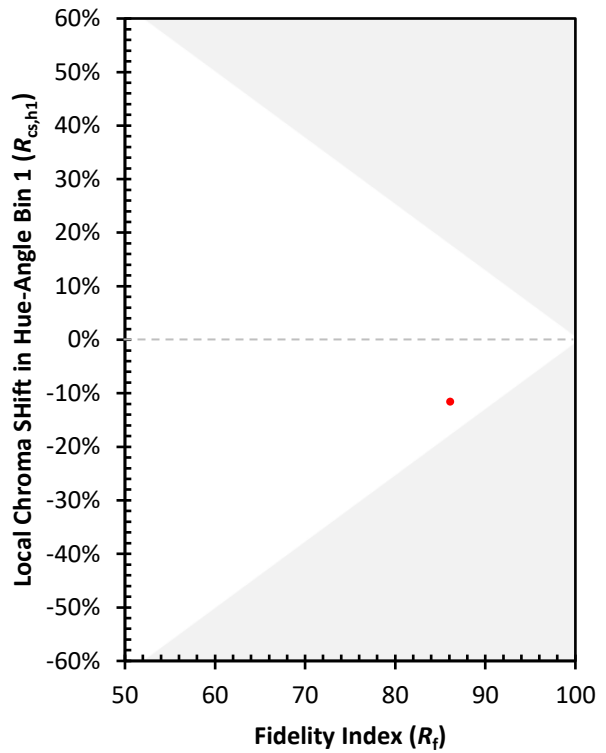
CES01 = 86	CES26 = 87	CES51 = 95	CES76 = 85
CES02 = 63	CES27 = 95	CES52 = 95	CES77 = 85
CES03 = 31	CES28 = 96	CES53 = 91	CES78 = 83
CES04 = 70	CES29 = 90	CES54 = 92	CES79 = 89
CES05 = 50	CES30 = 96	CES55 = 91	CES80 = 89
CES06 = 51	CES31 = 92	CES56 = 88	CES81 = 70
CES07 = 42	CES32 = 86	CES57 = 87	CES82 = 96
CES08 = 41	CES33 = 94	CES58 = 88	CES83 = 94
CES09 = 29	CES34 = 94	CES59 = 92	CES84 = 92
CES10 = 76	CES35 = 97	CES60 = 93	CES85 = 76
CES11 = 59	CES36 = 88	CES61 = 90	CES86 = 66
CES12 = 65	CES37 = 98	CES62 = 92	CES87 = 85
CES13 = 44	CES38 = 95	CES63 = 90	CES88 = 87
CES14 = 74	CES39 = 98	CES64 = 85	CES89 = 75
CES15 = 72	CES40 = 96	CES65 = 81	CES90 = 89
CES16 = 48	CES41 = 97	CES66 = 84	CES91 = 80
CES17 = 50	CES42 = 98	CES67 = 83	CES92 = 64
CES18 = 57	CES43 = 92	CES68 = 85	CES93 = 79
CES19 = 72	CES44 = 99	CES69 = 89	CES94 = 61
CES20 = 67	CES45 = 94	CES70 = 83	CES95 = 75
CES21 = 87	CES46 = 91	CES71 = 81	CES96 = 84
CES22 = 79	CES47 = 92	CES72 = 93	CES97 = 89
CES23 = 92	CES48 = 84	CES73 = 78	CES98 = 85
CES24 = 91	CES49 = 92	CES74 = 91	CES99 = 76
CES25 = 72	CES50 = 95	CES75 = 84	



Color Rendition by Hue-Angle Bin



Measure Comparisons



(END OF REPORT)